

You have a  
construction  
project in the  
Macomb/Bushnell  
Enterprise Zone...

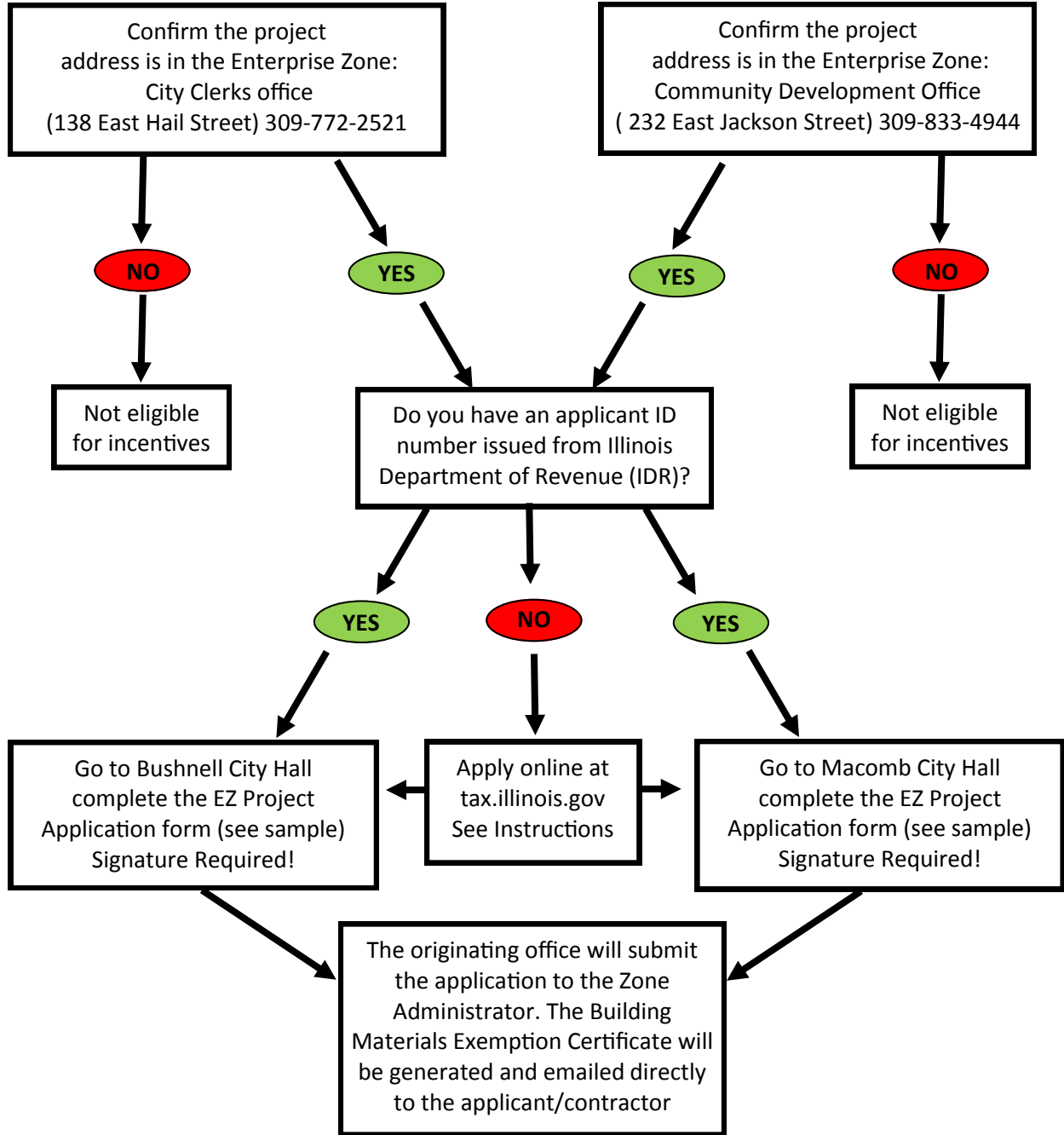


**Now  
What?**

**ALL CONTRACTORS AND SUB-CONTRACTORS MUST APPLY INDIVIDUALLY. CERTIFICATES CANNOT BE TRANSFERRED.**  
**ALL CONTRACTORS MUST REGISTER FOR AN APPLICANT ID NUMBER WITH THE ILLINOIS DEPARTMENT OF REVENUE AT:**  
**TAX.ILLINOIS.GOV**  
**THIS NUMBER IS REQUIRED ON THE ENTERPRISE ZONE APPLICATION FORM.**

**BUSHNELL**

**MACOMB**



**QUESTIONS?**

**ZONE ADMINISTRATOR**


**maedco@wiu.edu**

**309.837.4684**

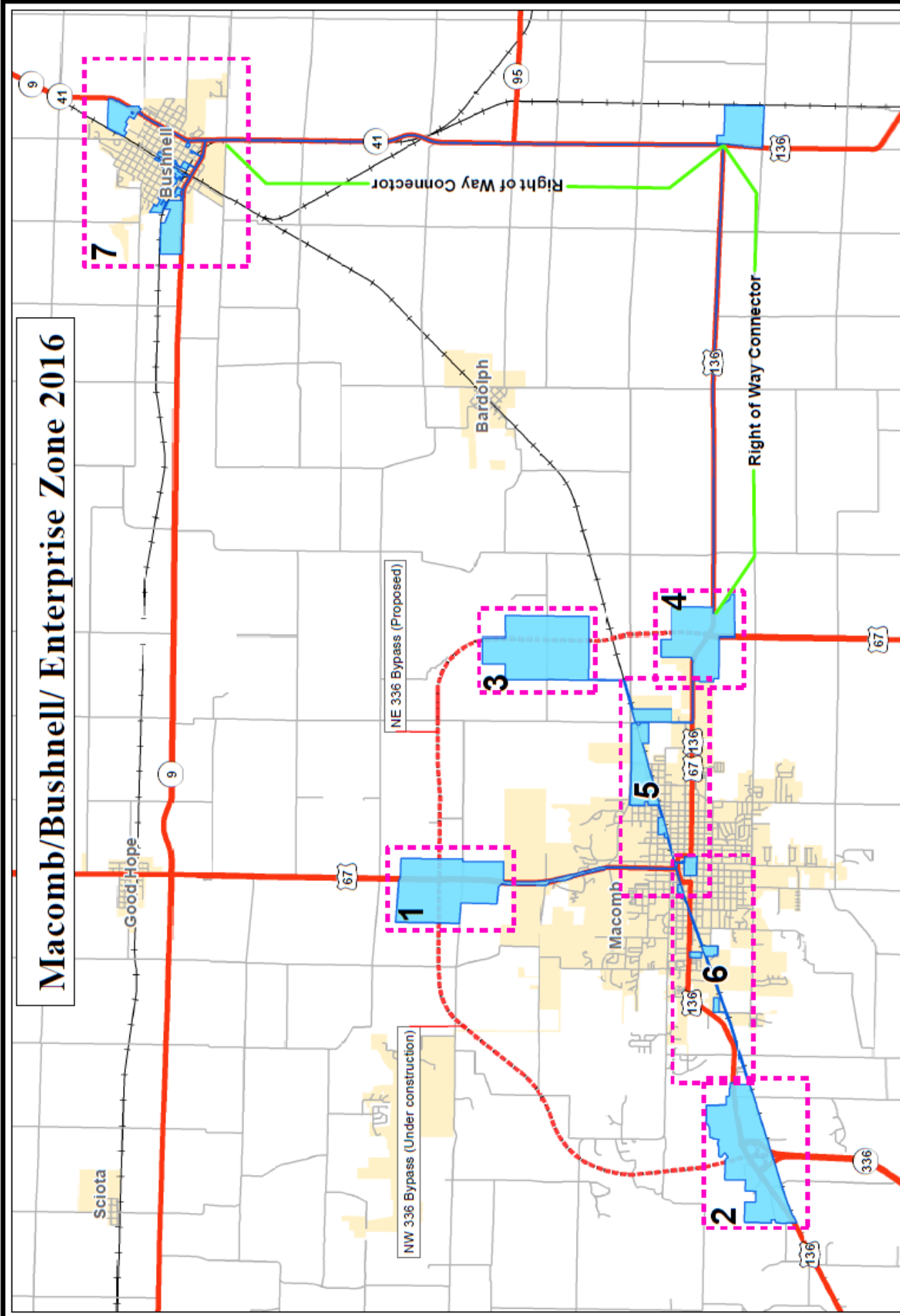
# How To Apply For An Applicant ID Number

## (Illinois Department of Revenue)

- 1.** Go to [tax.illinois.gov](http://tax.illinois.gov)
- 2.** Click on the “Business Incentives Reporting & Building Material Exemption Certificate” link located on the left under “Information For”
- 3.** Click “Proceed to the BMEC Application”  
*You might have to scroll down to see the link.*
- 4.** Click “Secure an Applicant ID Here”
- 5.** Read the directions carefully and click “Next”
- 6.** Click “Certificate Application”
- 7.** Click “Register Now!” (Green Box) if you have not registered.
- 8.** Fill out the applicant registration information and click “Next.”  
*Be sure to select the correct Tax ID Type from the drop down menu side.*
- 9.** Once you have filled out the information and email will be sent to you with your identification number in the next 72 hours.
- 10.** This applicant ID number will be used to complete the Enterprise Zone Project Application form at Macomb City Hall, Community Development office (second floor) -OR- Bushnell City Hall, city clerk.



# Macomb/Bushnell/ Enterprise Zone 2016



1:94,000

- Highways
- City Limits
- Enterprise Zone
- 336 Bypass

**MAEDCO**  
Macomb Area Economic Development Corporation

WESTERN ILLINOIS UNIVERSITY  
**GIS CENTER**  
DEPARTMENT OF GEOGRAPHY  
[www.wiu.edu/giscenter](http://www.wiu.edu/giscenter)